



Age Group: 2-4 years

You will need:

- Salt
- Water
- Small (4-oz) cups
- Shoebox-sized tubs (1 for every 2 children)
- Sand
- Nori (seaweed from Asian or large grocery store)
- Seashells
- Plastic toy ocean animals

Experiment of the Month:

Ocean Habitat




Sing a Song:

Octopus (Slippery Fish)
by Charlotte Diamond

Slippery fish, slippery fish,
Sliding through the water,
Slippery fish, slippery fish,
Gulp, Gulp, Gulp!
Oh, no! It's been eaten by an ...

Octopus, octopus,
Squiggling in the water,
Octopus, octopus,
Gulp, Gulp, Gulp!
Oh, no! It's been eaten by a ...

Tuna fish, tuna fish,
Flashing in the water,
Tuna fish, tuna fish,
Gulp, Gulp, Gulp!
Oh, no! It's been eaten by a ...



For the song's tune, hand motions and last two verses, search for "Slippery Fish" on youtube.com.

1. Assemble shoebox tubs with sand, salt water, seaweed and shells.
2. Explain that this is a model of an ocean **habitat**, a place where certain kinds of animals and plants live.
3. Give each child 1 small cup of water with salt sprinkled in and 1 small cup of plain water to compare.
4. Give each child a toy ocean animal to play with in the habitat tub.

Ask Questions:

Would the ocean be a good habitat for people?
Would it be a good habitat for a shark?
What animals live in an ocean habitat?
What does the seaweed in your habitat feel like?
What does the sand feel like?
By looking, smelling, feeling and tasting, how can you tell the difference between the salt water cup and the fresh water?

Read a Story:
Octopus Alone
by Divya Srinivasan.
Viking Juvenile, 2013.

Play At Home:

Visit a stream, lake or ocean and look closely for plants and animals that live there. Visit a pet store and observe the different kinds of fish.

Written by Alyssa Kester and Jennifer Jovanovic
Illustrated by Dennis Smith
June 2014

